






Sidewalls made of thermoplastic PVC or PU are homogeneously welded onto the surface of conveyor belts. The standard design of sidewalls is without a foot; however, they can be supplied with a foot on request.

Sidewalls are used as margin stops, usually together with cleats and entraining elements, in ascending or descending conveyor systems. The sidewalls prevent the products from falling off the sides of the belt.

- Designs
- Without and with fabric inserts
 - Depending on the design, they are resistant to oil and grease and suitable for use with food
 - Special materials, such as Celloflex, are possible

- Colors
- PVC white, blue, petrol, green, black
 - PU white, light-blue, blue, petrol, green



| Name | Material | Height in mm | Width in mm | Hardness °ShoreA | min. pulley-Ø in mm | Weight ca. in g/m |
|-------------|----------|--------------|-------------|------------------|---------------------|-------------------|
| WPVC 20/25 | PVC | 20 | 25 | 65 | 40 | 35 |
| WPVC 20/35 | PVC | 20 | 35 | 65 | 50 | 40 |
| WPVC 30/25 | PVC | 30 | 25 | 65 | 60 | 45 |
| WPVC 30/35 | PVC | 30 | 35 | 65 | 75 | 50 |
| WPVC 40/25 | PVC | 40 | 25 | 65 | 80 | 55 |
| WPVC 40/35 | PVC | 40 | 35 | 65 | 100 | 60 |
| WPVC 40/50 | PVC | 40 | 50 | 65 | 100 | 80 |
| WPVC 50/40 | PVC | 50 | 40 | 65 | 100 | 90 |
| WPVC 50/50 | PVC | 50 | 50 | 65 | 125 | 100 |
| WPVC 60/40 | PVC | 60 | 40 | 65 | 120 | 110 |
| WPVC 60/50 | PVC | 60 | 50 | 65 | 150 | 125 |
| WPVC 70/50 | PVC | 70 | 50 | 65 | 175 | 130 |
| WPVC 80/50 | PVC | 80 | 50 | 65 | 200 | 135 |
| WPVC 90/50 | PVC | 90 | 50 | 65 | 225 | 145 |
| WPVC 100/50 | PVC | 100 | 50 | 65 | 250 | 165 |
| WPVC 110/50 | PVC | 110 | 50 | 65 | 275 | 180 |
| WPVC 120/50 | PVC | 120 | 50 | 65 | 300 | 200 |
| | | | | | | |
| WPU 20/20 | PU | 20 | 20 | 85 | 50 | 10 |
| WPU 20/25 | PU | 20 | 25 | 85 | 50 | 10 |
| WPU 20/30 | PU | 20 | 30 | 85 | 50 | 15 |
| WPU 30/20 | PU | 30 | 20 | 85 | 50 | 15 |
| WPU 30/25 | PU | 30 | 25 | 85 | 60 | 15 |
| WPU 30/30 | PU | 30 | 30 | 85 | 50 | 15 |
| WPU 40/20 | PU | 40 | 20 | 85 | 80 | 25 |
| WPU 40/25 | PU | 40 | 25 | 85 | 80 | 25 |
| WPU 40/30 | PU | 40 | 30 | 85 | 80 | 30 |
| WPU 50/20 | PU | 50 | 20 | 85 | 100 | 40 |
| WPU 50/30 | PU | 50 | 30 | 85 | 125 | 40 |
| WPU 50/40 | PU | 50 | 40 | 85 | 125 | 45 |
| WPU 60/30 | PU | 60 | 30 | 85 | 150 | 50 |
| WPU 60/40 | PU | 60 | 40 | 85 | 150 | 55 |
| WPU 60/50 | PU | 60 | 50 | 85 | 150 | 60 |
| WPU 80/50 | PU | 80 | 50 | 85 | 200 | 70 |
| WPU 100/50 | PU | 100 | 50 | 85 | 250 | 90 |

Other designs on request.